

spirax/sarco

CSX

Y Strainer

Carbon Steel

Description

CSX is a carbon steel Y strainer, design to remove rust, scale and other debris from the pipeline. The proper dust collect and its removal represents a positive safety against the maintenance cost or production losses.

Certification

This product is available with certifications according to EN 10204 2.1 for body, cover and screen. It is also available the certification EN 10204 3.1, at an additional extra cost. These certifications are supplied at customer request.

Note: All certification / inspection requirements must be stated at the time of quote and order placement.

Size and pipe connections

2", 2½", 3", 4", 6", 8", 10", 12" and 14"

Flanged connections according to ASME B16.5 150# and 300#

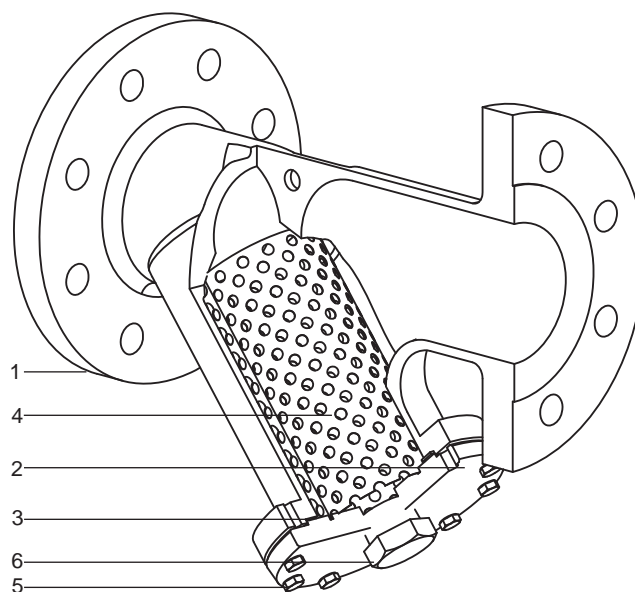
Optional Extras

Screening Elements

Perforated Screen	0,8mm, 1,2mm*, 1,6mm**, 2,0mm and 3,2mm
Mesh	40, 60, 80, 100, 200 and 325

(*) Standard perforation for strainers from 2" to 8"

(**) Standard perforation for strainers from 10" to 14"

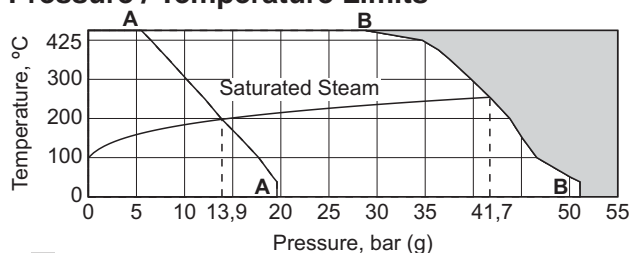


Blowdown Connections

The cover can be drilled to the following sizes to enable a blowdown valve to be fitted, at a customer request and additional cost.

Strainer Size	Blowdown Size (NPT)
2" to 4"	2¼"
6" to 14"	2"

Pressure / Temperature Limits



■ This product must not be used in this region

A-A Flanged ASME 150#

B-B Flanged ASME 300#

Body Design	150#	ASME B16.5 150#
Conditions	300#	ASME B16.5 300#
PMA	Maximum Allowable Pressure @ 38°C	150# 19,6 bar g 300# 51,1 bar g
TMA	Maximum Allowable Temperature	150# 425 °C @ 6,6 bar g 300# 425 °C @ 28,8 bar g
Minimum Allowable Temperature		-29°C
PMO	Maximum Working Pressure @ 38°C	150# 19,6 bar g 300# 51,1 bar g
TMO	Maximum Working Temperature	150# 425 °C @ 6,6 bar g 300# 425 °C @ 28,8 bar g
Minimum Working Temperature		-29°C
Hydraulic Test Pressure	150#	33 bar g
	300#	82 bar g

Note: For other conditions, consult Spirax Sarco.

Materials

No.	Part	Material	Specification
1	Body	Carbon Steel	ASTM A 216 Gr. WCB
2	Cover	Carbon Steel	ASTM A 285 Gr. C
3	Cover Gasket	Graphite reinforced with Stainless Steel	
4	Screen	Stainless Steel	ASTM A240 Gr. 316
5	Cover Bolts	Carbon Steel	ASTM A193 Gr. B7
6	Blowdown Plug*	Carbon Steel	ASTM A 105

(*) Optional

How to Order

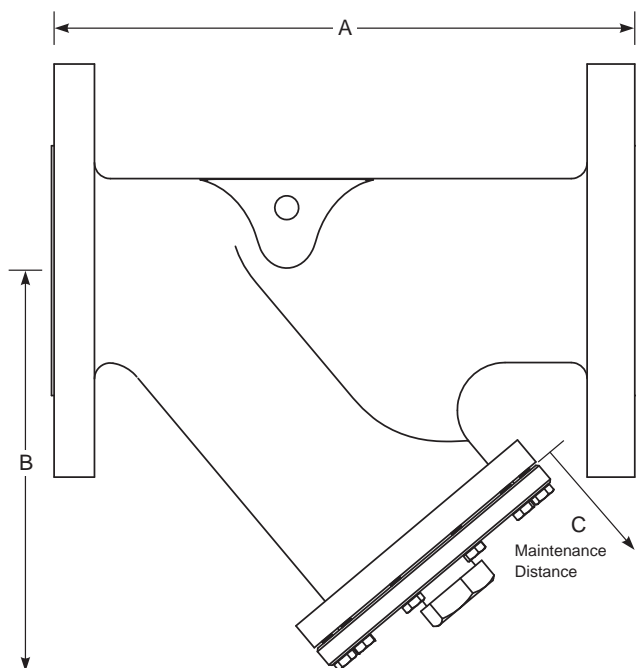
Always request the CSX Strainer with the following information: size, pressure class, screening element desired, and if the blowdown connection is necessary

Example: 1 Spirax Sarco Y Strainer, model CSX, pressure class 150#, size 4", flanged connections 150#RF, screen 1,2mm with blowdown connection.

Dimensions / Weights (approximate) in mm and kg

Ø	A		B		C		Weight	
	150#	300#	150#	300#	150#	300#	150#	300#
2"	230,0	239,0	177,0	150,0	10,0	13,0	10,0	13,0
2½"	290,0	290,0	240,0	180,0	18,0	23,5	18,0	23,5
3"	310,0	310,0	240,0	180,0	21,5	27,5	21,5	27,5
4"	370,0	370,0	265,0	210,0	30,0	44,5	30,0	44,5
6"	480,0	480,0	430,0	330,0	64,5	99,5	64,5	99,5
8"	600,0	600,0	495,0	355,0	128,0	193,0	128,0	193,0
10"	765,0	765,0	520,0	400,0	193,0	290,0	193,0	290,0
12"	850,0	850,0	610,0	450,0	266,0	397,0	266,0	397,0
14"	980,0	980,0	725,0	600,0	682,0	682,0	682,0	682,0

Note: approximate sizes. For details consult Spirax Sarco



Safety information, installation and maintenance

Y Strainers shall be installed preferably with the pocket pointing downwards in liquid pipelines, for better collection in the screen. In gas or steam pipelines, the installation shall be preferably with the pocket in the horizontal plane, in order to reduce the condensate accumulation and consequently waterhammer and erosion.

Spare Parts

The spare parts available are shown in solid outline. Parts drawn in broken line are not supplied as spares.

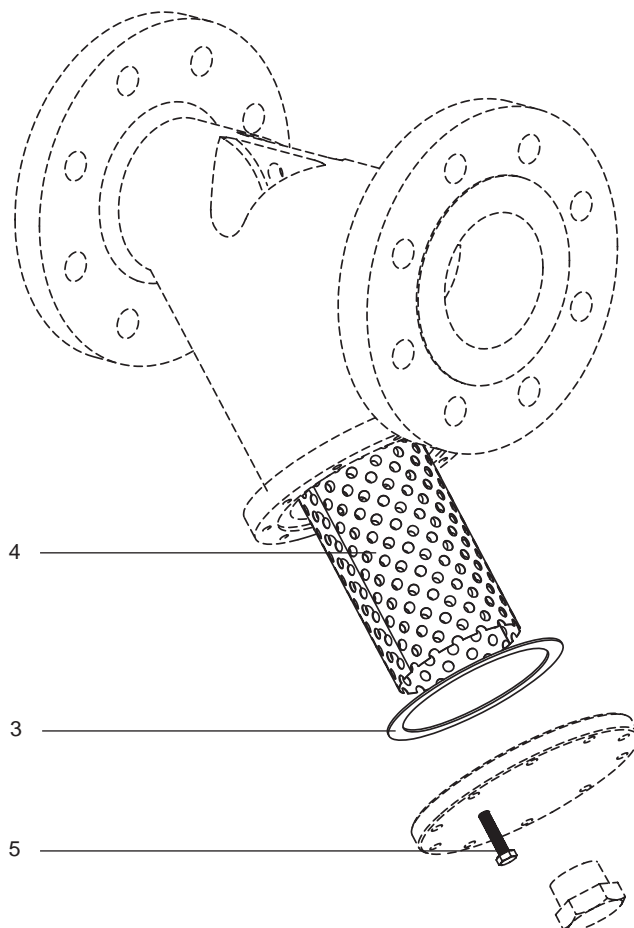
Available Spare Parts

Screen + Gasket Assembly 3 and 4
(indicate screen perforation or mesh and strainer size)

How to order

Always request spare parts using the description given in the column "Available spare parts" and indicate the strainer size, and the screen element requested.

Example: 1 Screen+Gasket Assy, perforation 0,8mm for Y Strainer CSX 4".



Recommended tightening torques

Item	Size	Class	N m
5	2" to 4"	150#	15 ± 2
	2" to 4"	300#	65 ± 10
	6"	150#	80 ± 10
	6"	300#	25 ± 5
	8"	150#	60 ± 10
	8"	300#	240 ± 20
	10"	150#	115 ± 15
	10"	300#	250 ± 20
	12"	150#	160 ± 20
	12"	300#	340 ± 25
	14"	150#	200 ± 20
	14"	300#	200 ± 20